

PK0934A

Light Pole Kit with Four Adjustable LED Lights, Selectable Wattage 80/100/120/150 & Color Temperature, 10-25 Foot Pole Height Options



Job: _____
Job Site: _____ State: _____ Client Name: _____
Notes: _____ Approvals: _____ Date: _____

Commercial-grade LED Light Pole Assembly Includes:

Square steel light pole, 4 LED lights complete with adjustable slip fitters, low profile pole bracket, hardware, set of anchor bolts and a base cover.

Orientation Options: 1. Straight Inline

(see page 2) 2. 90° Orientation

Light Pole:

Pole Shaft: 4 inch square 11 gauge (10 ft., 15 ft. and 20 ft.) and 7 gauge (25 ft.)

commercial grade steel with minimum yield strength of 55,000 psi

Pole Height: Optional heights are 10 ft, 15 ft, 20 ft. and 25 ft.

Custom heights are also available.

Anchor Bolts: A set of 4 galvanized steel anchor bolts is provided.

Each anchor bolt includes 2 nuts and 2 washers.

Bolt Circle: 8-1/2" (Bolt Circle range: 8"-11").

Handhole: Handhole is located 18" above the base plate.

A 3" X 5" steel handhole cover is included.

Color: Dark Bronze

Base Cover: ABS Plastic base cover with rivets.

Warranty: 1 Year

LED Fixture:

Material: Aluminum construction with integrated fins to maximize heat dissipation.

Color: Dark Bronze.

Preset Power: 150 Watts

Voltage: 120-277 Volt standard.

Selectable Colors: 3000K; 4000K; 5000K

Preset Color Temperature: 5000K.

Light Distribution: Type 3 standard.

Type 4 and Type 5 options as special order.

Photocell: Photocell is optional.

Dimming: 0-10V Dimming Capable.

Dimming control not provided (field install).

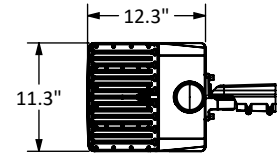
UL Listing: UL Listed for Wet Locations.

DLC Listing: DLC Premium.

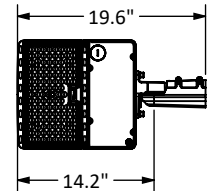
EPA Rating: 0.5 ft²

IP Rating: IP66

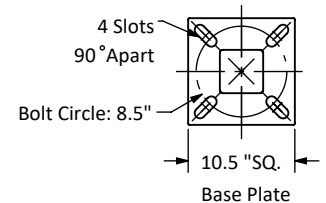
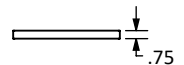
Warranty: 5 Years



LED Fixture
Top View



LED Fixture
Bottom View



| POWER (W) | 80 | 100 | 120 | 150 |
|-------------|---|---|---|---|
| AMPS | 0.74x4=2.96 @ 120V/ 0.33x4=1.32 @ 277V | 0.93x3=3.72 @ 120V/ 0.40x4=1.60 @ 277V | 1.11x4=4.44 @ 120V/ 0.48x4=1.92 @ 277V | 1.39x4=5.56 @ 120V/ 0.60x4=2.40 @ 277V |
| LUMENS/WATT | 160 | | | |
| LUMENS | 12,800x4=51,200 | 16,000x4=64,000 | 19,200x4=76,800 | 24,000x4=96,000 |

| Pole Height | Anchor Bolt |
|---------------------------|-------------|
| 10 ft, 15 ft, 20 ft | 3/4"x17"x3" |
| 25 ft | 3/4"x30"x3" |

Disclaimer: All dimensions and specifications are subject to change without any notice.

Energy Light, Inc. is not responsible for any claims arising from improper loading (what is attached to the light pole), improper use, incorrect foundation design and/or installation.

PK0934A

Light Pole Kit with Four Adjustable LED Lights,
Selectable Wattage 80/100/120/150 & Color Temperature,
10-25 Foot Pole Height Options



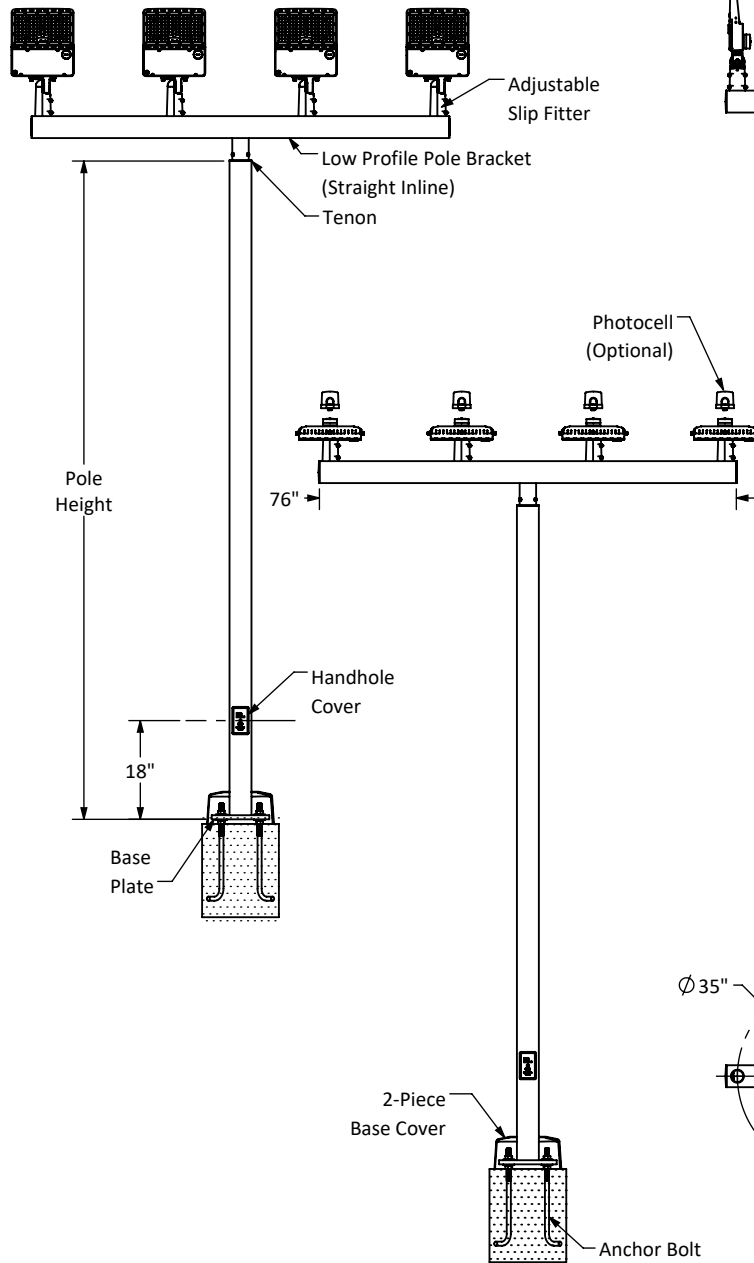
Job: _____

Job Site: _____ State: _____

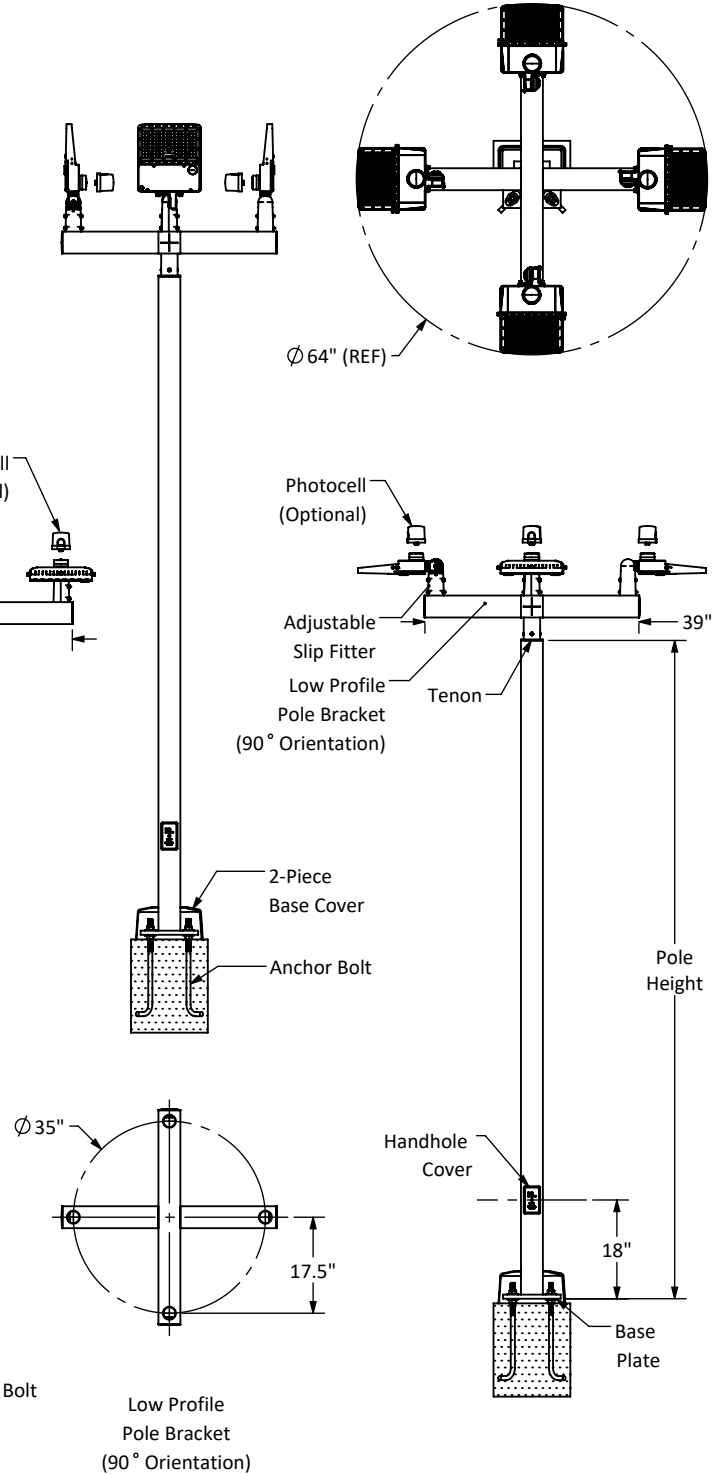
Client Name: _____

Notes: _____ Approvals: _____ Date: _____

1. Straight Inline



2. 90° Orientation



Disclaimer: All dimensions and specifications are subject to change without any notice. Light Pole Foundation should be designed by an engineer familiar with local soil and wind conditions as well as local code where the light pole will be installed.